


Willocell[®]

Designed to stop capillary, venous and minor arterial bleeding



Willocell[®], pliable, resorbable local haemostat comprising 100% sterile oxidised regenerated cellulose of plant origin.



Easy to apply

application is simple, fast and safe



Fast working

provides rapid and effective local haemostasis within 1 to 3 minutes



Resorbable

removeable post haemostasis or if left in completely absorbed within 7-14 days



Plant Derived

made from wood pulp, no human or animal components involved so no associated risks of viral disease transmission



Antibacterial

for up to 24 hours post application Willocell[®] produces a local acidic antibacterial environment of low pH, which also helps reduce blood loss through vasoconstriction


Willocell[®] uses gamma ray sterilization and is produced under ISO 13485 and CE certified; class III.

RANGE & CHARACTERISTICS

General product description

- the fabric is white with pale yellow cast and has a faint, caramel-like aroma (a slight discoloration may occur with age)
- it is strong and can be sutured or cut without fraying

Willocell® Standard



Product description

- Loosely knitted fabric ensures:
 - flexibility to conform to irregular surfaces
 - visualization of the bleeding site
- Removeable post haemostasis
- If left in post-surgery, fully absorbed

Willocell® Knit



Product description

- Designed for use in cases of heavy bleeding, specifically:
 - densely knitted fabric, 3 x greater than Willocell® Standard
 - possessing high tensile strength, 6x greater than Willocell® Standard
 - twice the thickness of Willocell® Standard allowing it to hold a suture if required

Willocell® Fibril





Product description

- Non-woven layered or fibril form
- For use on irregular surfaces and hard to reach areas
- Layers can be peeled off in desired amounts prior to application
- On application high surface area in contact with bleeds for rapid haemostasis

REGENERATED QUALITY



Willocell® absorbable hemostats are sterile absorbable knitted fabrics prepared by controlled oxidation of regenerated cellulose.

Comparison of non-regenerated and regenerated oxidised cellulose haemostatic agents.*



● Non regenerated

- Made from cotton cellulose
- Natural 'unorganised' fibres with non-uniform diameters
- Coarse fabric texture
- Absorption time 12-72 hours
- Post haemostasis recommendation, leave in
- Product Quality, prone to friability



● Regenerated

- Made from wood pulp cellulose
- Uniform fibres formed from Rayon/Viscose prior to being regenerated back into oxidised cellulose
- Silky fabric texture
- Post haemostasis recommendation, where possible remove
- If left in absorption time 7-14 days
- Product Quality, stable over time

* KM Lewis et al - European Surgery, July 2013)

DOMAINS OF APPLICATION




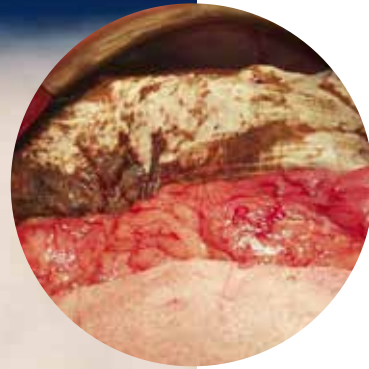
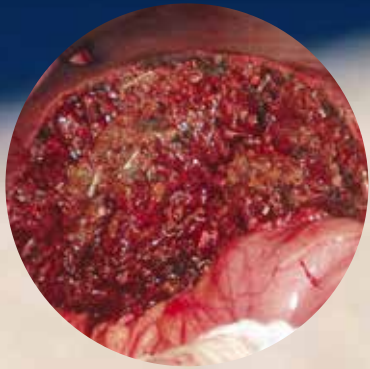
Willocell®'s wide range of applications enables it to be used in operations carried out traditionally or laparoscopically, in robotic surgery, for endoscopic operations and in day surgery procedures.

Surgical disciplines include:


- general and digestive surgery
- plastic surgery
- orthopaedic surgery
- obstetrics and gynaecology
- urology
- stomatology
- neurosurgery
- cardiothoracic surgery
- orthodontics
- endoscopic procedures and other surgical operations

HOW TO USE

- only use as much Willocell® as necessary for haemostasis
- apply dry as a thin film directly onto a dried bleeding area or organ
- hold firmly in place or secure with a suture until bleeding has stopped
- if required to tamponade through packing, always remove after haemostasis
- Willocell® may be left in situ when necessary, however it is advisable to remove following haemostasis
- when left in situ remove any excess haemostat before closure to aid absorption



STAGES OF PACKAGING




Sterile pouch



Peel to open
facilitate easy transfer
to sterile field



Sterile card envelope
containing haemostat




Sterile haemostat
ready for application

Willocell[®]

PRODUCT SPECIFICATIONS

MPN	Description	Size	Box quantity
25016NL-12	Willocell® standard	5 x 1.25 cm	12
25018NL-12	Willocell® standard	5 x 7.5 cm	12
25019NL-12	Willocell® standard	5 x 35 cm	12
25020NL-12	Willocell® standard	10 x 20 cm	12
25021NL-10	Willocell® knit	2.6 x 2.6 cm	10
25022NL-12	Willocell® knit	7.6 x 10.2 cm	12
25023NL-10	Willocell® knit	15.2 x 22.9 cm	10
25024NL-10	Willocell® knit	5.1 x 10.2 cm	10
25030NL-10	Willocell® fibril	2.6 x 5.1 cm	10
25031NL-10	Willocell® fibril	5.1 x 10.2 cm	10
25032NL-10	Willocell® fibril	10.2 x 10.2 cm	10



REGULATORY INFORMATION

Identification and traceability:

Each Willocell® Absorbable Haemostat has an UDI code and a lot number.

Storage:

between 15 and 25 °C, store dry.

Sterile:

gamma-irradiation; cannot be re-sterilized.

Single-use device**Contra-indications, warnings and side-effects:**

See Instructions for Use.

CE-marked:

medical device class III according to the directive 93/42/EEC.

Compliant with applicable standards and regulations**Quality:**

Will-Pharma quality management system is certified ISO 13485:2016.

Willocell® is a registered trademark of Will-Pharma.**Manufacturer:**

Will-Pharma BV, Beechavenue 6, 1119 PT Schiphol-Rijk, The Netherlands

Document reference:

Willo-BRO-Rev1

For more product information:

Beechavenue 6
1119 PT Schiphol-Rijk
The Netherlands
info@willpharma.com
www.willocare.com

WILLPHARMA

- SINCE 1924 -